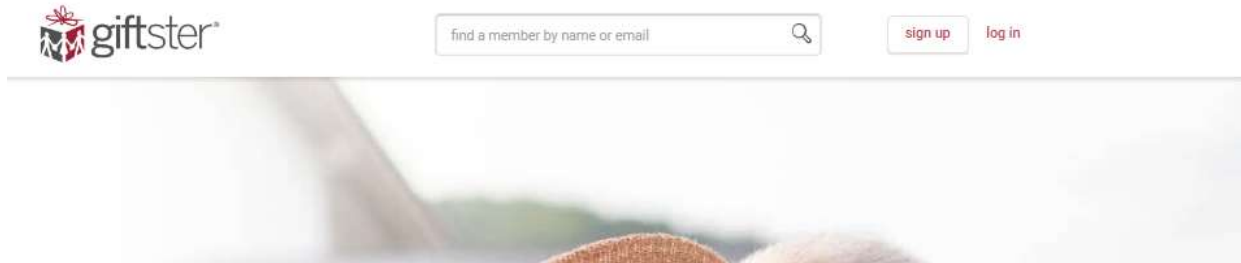


## Wish List Instructions

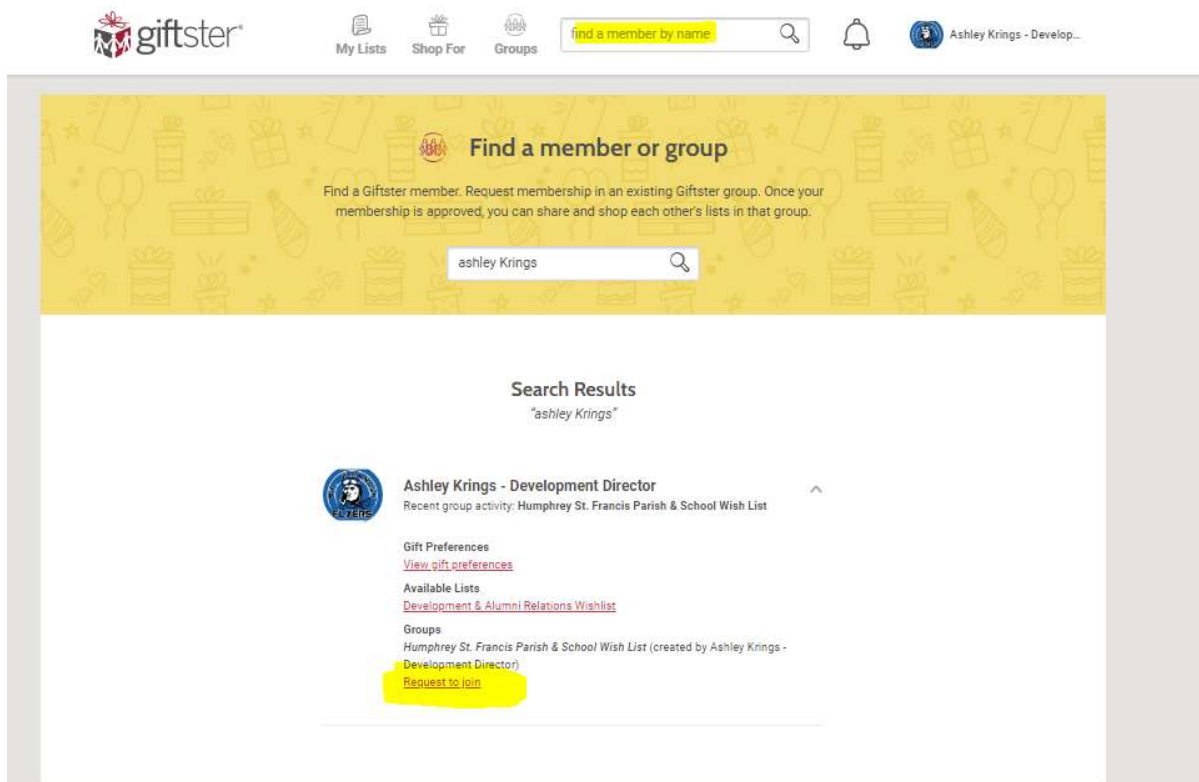
Thank you for considering granting a wish on our School and Parish Wish List.

To gain access to the wishlists please do the following:

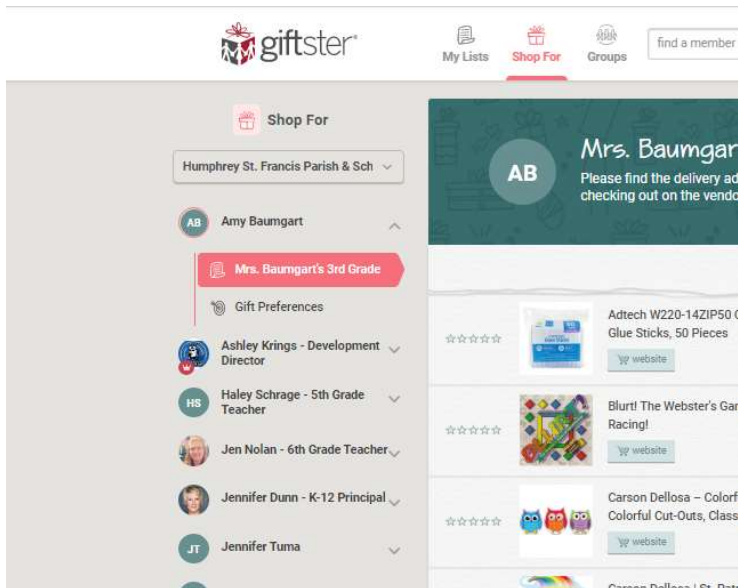
1. Visit [giftster.com](http://giftster.com) and sign up.



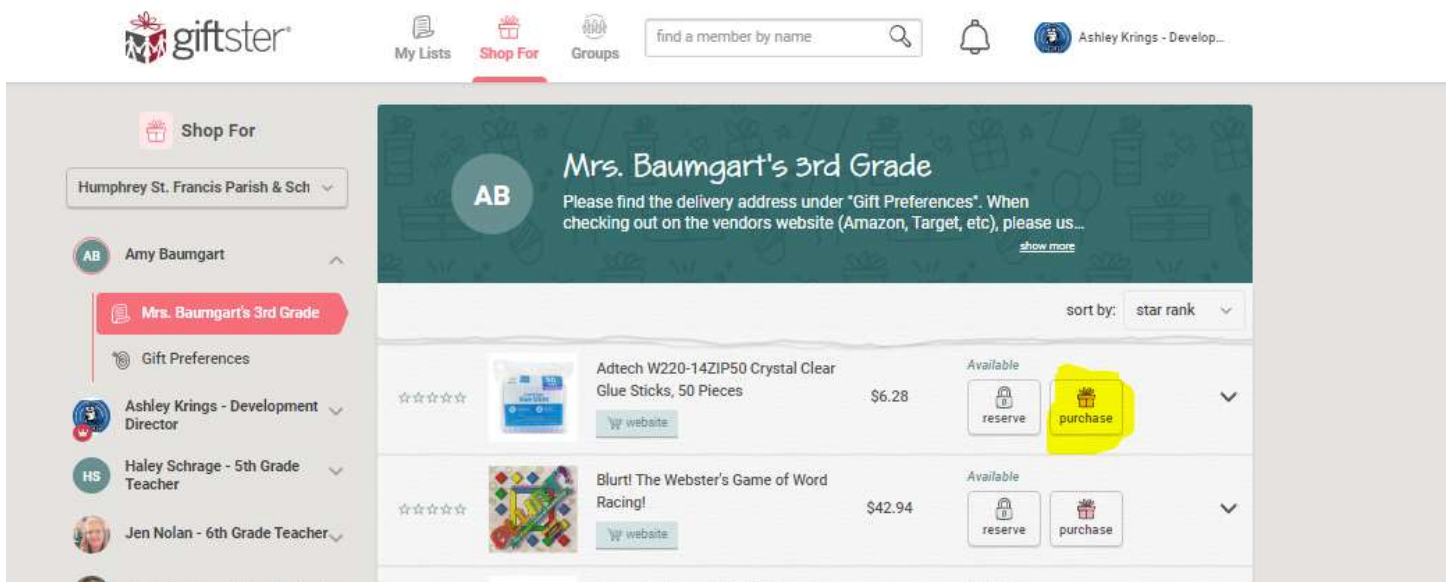
2. Once you have signed into your new account use "find a member by name" and search for
3. "Ashley Krings" (Ashley Krings – Development Director will come up in the search)
4. Click on the arrow to expand the search results.
5. Click "Request to join" under Groups – Humphrey St. Francis Parish & School Wish List



6. Once your request has been approved you will be able to see a list of teachers who have set up their Wishlist by clicking "Shop for" at the top of the screen



- When you find a wish, you'd like to grant you can click the "purchase button" and follow the instructions. If you are purchasing an item through a website and having it shipped directly, please add a note so we know who to thank. The shipping address for each wish list can be found under "Gift Preferences".



Note: some items are not available online (example – sponsorship of candles on church Wishlist), if you are donating one of these items, simply choose "Purchase" to mark them off and follow the instructions on the individual item or contact the parish office.

Monetary donations can be sent directly to the church office, see Gift Preferences for the address, please indicate that the funds are for the wish list.